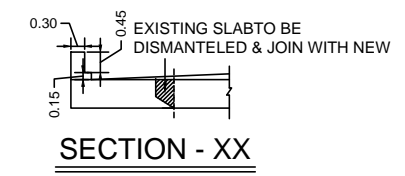
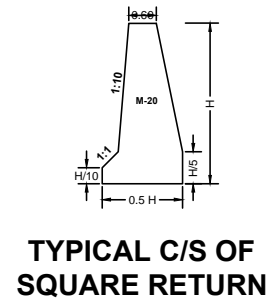
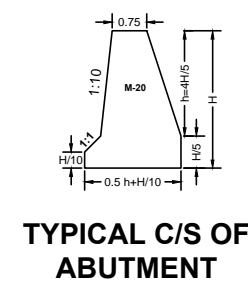


TYPICAL WIDENING OF SLAB DRAIN (6.00 Mt. SPAN)



REF :
 FOR REINFORCEMENT & OTHER
 DETAILS REFER STANDARD PLAN FOR
 HIGHWAY BRIDGES WITH R.C.C. SLAB
 TYPE SUPER STRUCTURE VOL- II,
 ISSUED BY MINISTRY OF SURFACE
 TRANSPORT (ROAD WING) NEW DELHI.

DEPUTY EXECUTIVE ENGINEER STATE ROAD PROJECT DIVISION RAJKOT	EXECUTIVE ENGINEER STATE ROAD PROJECT DIVISION RAJKOT	SCALE : NOT TO SCALE	STATE ROAD PROJECT DIVISION RAJKOT	GOVERNMENT OF GUJARAT ROADS AND BUILDINGS DEPARTMENT			
				SAVARKUNDLA - DHASA ROAD SH 021 & 236 ROAD MAINTENANCE PROGRAMME			
				DATE:	PROJECT:	DWG No:	REV.